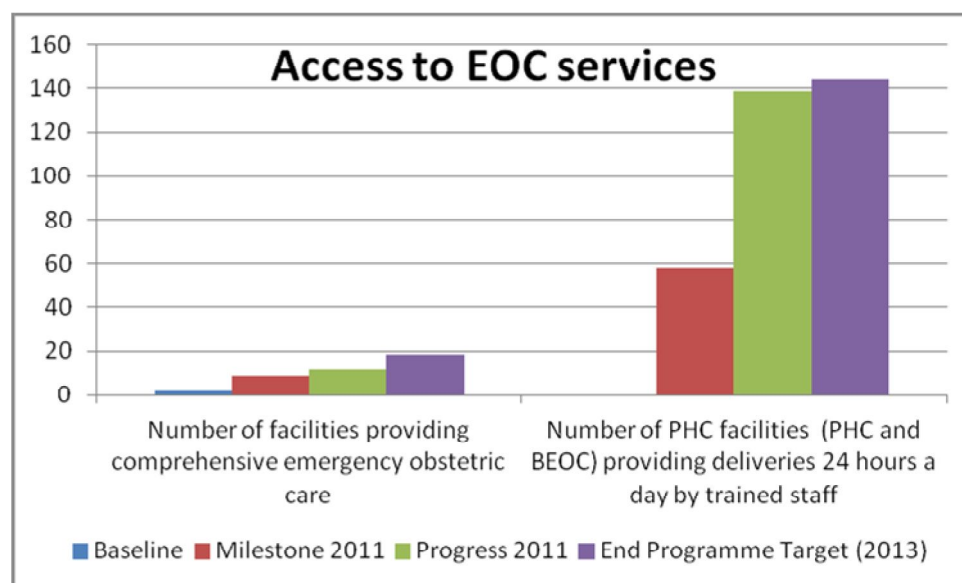
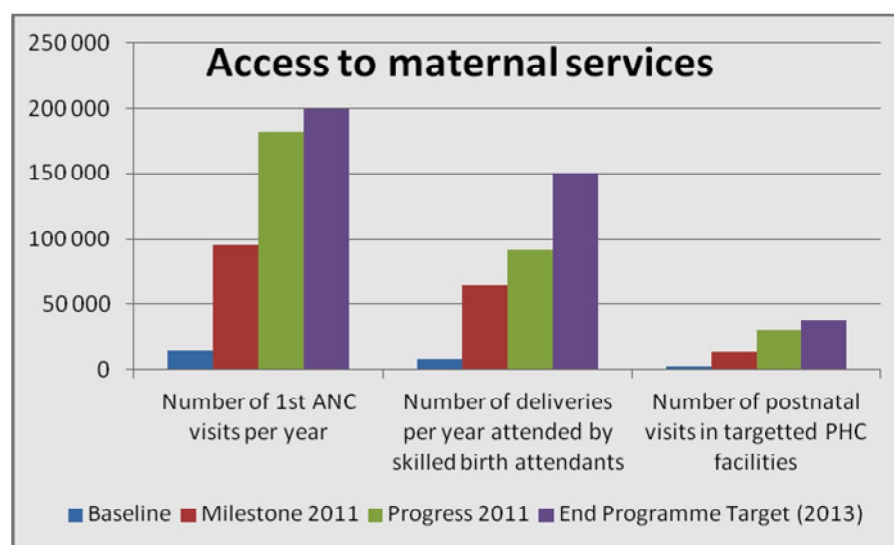


Data – showing progress



The data¹ for access to maternal and EOC services shows both an increasing availability of services and increasing utilisation. In all cases, targets or milestones for 2011 were surpassed and in most cases the end target has been approached.



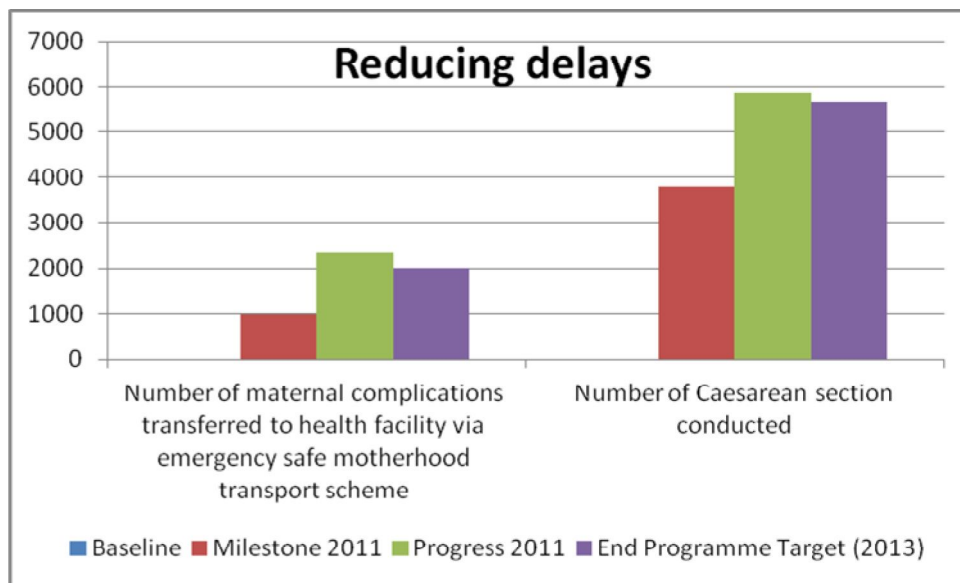
ANC coverage has reached 32% of the total population of pregnant women but 48% of expected deliveries in the clusters. Coverage of deliveries by SBAs is 16% of the total population of pregnant women in the three states but 26% of expected deliveries in the clusters.

Access to FP services is mixed as more facilities are providing services but the targeted number of women utilising the FP services has not been achieved.

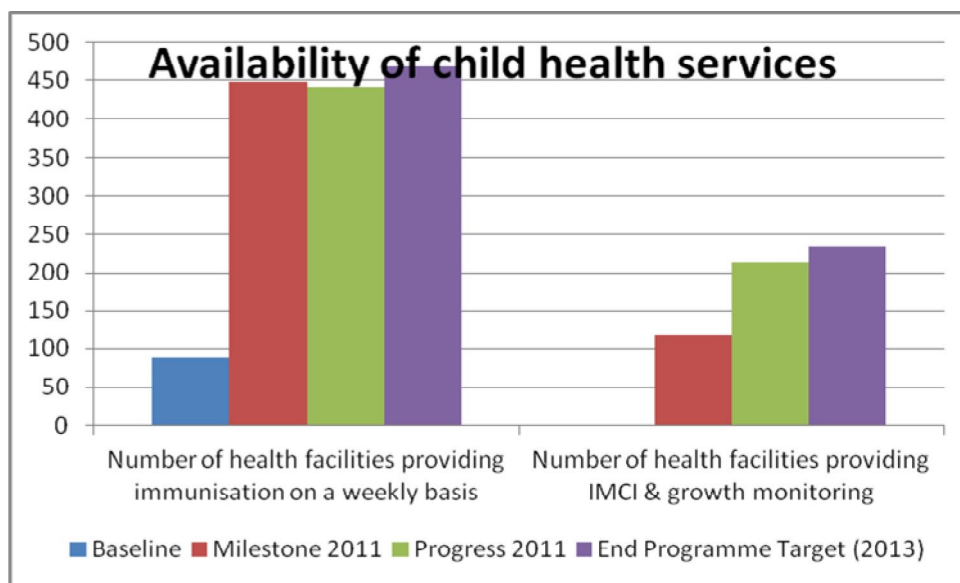
¹ The data described in this section is for the whole year with some data from December still outstanding. The immunisation data is state wide and is collected from the routine HMIS. The MNCH data is from priority 1 facilities in targeted clusters and is collected through the programme monitoring system (in Yobe and Katsina) or the routine HMIS system in Zamfara. The MNCH service delivery data is all six clusters, which means the whole state for Yobe and Zamfara but 50% of Katsina.

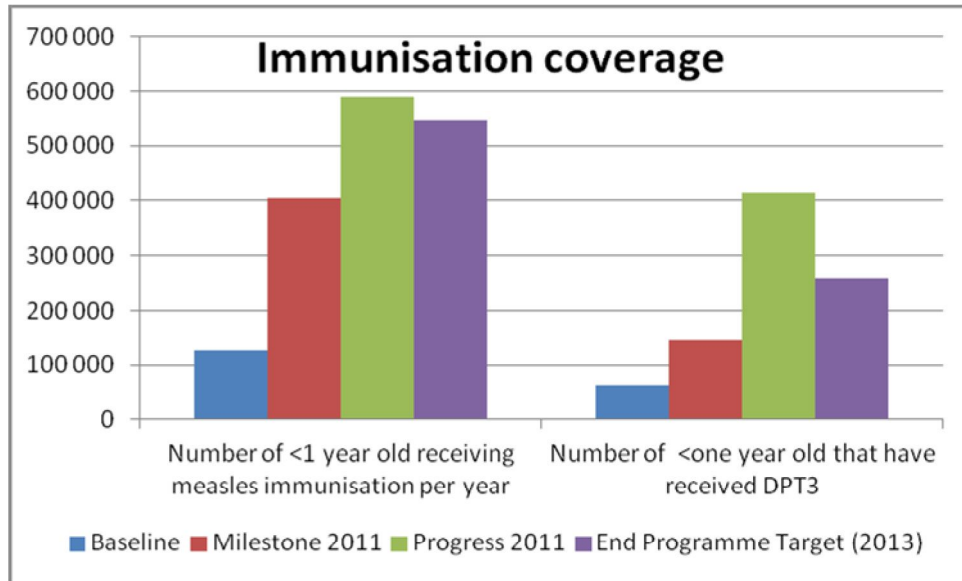
Access to Family Planning services

	Baseline	Milestone 2011	Progress 2011	End Programme Target (2013)
Number of PHC facilities providing contraceptives	NA	50	139	144
Number of women used modern family planning services	NA	45 126	23 231	86 526



In terms of reducing delays, end of programme targets have already been surpassed.





Child health services show a similar pattern, increased availability and utilisation of services (as illustrated by immunisation coverage) and in most cases the end of programme targets (2013) have nearly been reached or surpassed.